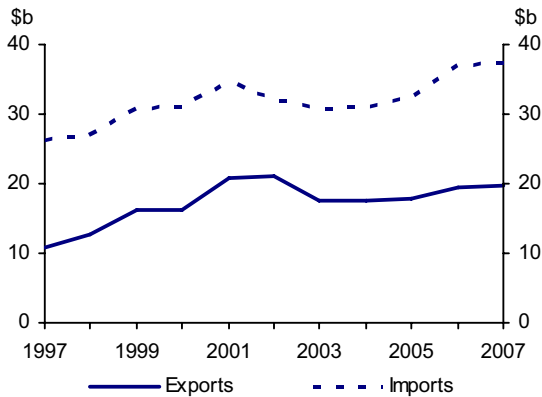


Australia's trade highlights with the Americas – 2007¹

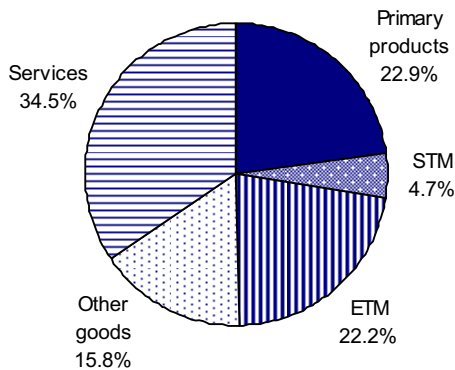
Australia's trade in goods and services with the Americas



Source: ABS trade data on DFAT STARS database and ABS catalogue 5368.0.

- The value of total trade in goods and services increased 1.3 per cent to \$57.3 billion in 2007
 - since 2002, total trade values have increased by an average of 2.6 per cent per annum.
- The Americas accounted for 12.7 per cent of Australia's total trade in goods and services.

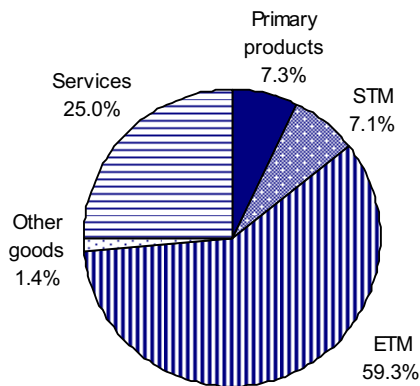
Australia's exports to the Americas



Source: ABS trade data on DFAT STARS database and ABS catalogue 5368.0.

- The value of exports rose by 1.6 per cent to \$19.8 billion in 2007
 - since 2002, export values have increased by an average of 0.9 per cent per annum.
- *Primary products* decreased 2.0 per cent to \$4.9 billion.
- *Manufactures* (including both STM and ETM) increased 0.4 per cent to \$5.8 billion.
- *Other goods* fell 3.0 per cent to \$3.4 billion.
- *Services* rose 8.7 per cent to \$7.4 billion.

Australia's imports from the Americas



Source: ABS trade data on DFAT STARS database and ABS catalogue 5368.0.

- The value of imports increased 1.1 per cent to \$37.4 billion in 2007
 - since 2002, import values have increased by an average of 3.6 per cent per annum.
- *Primary products* increased 14.4 per cent to \$2.8 billion.
- *Manufactures* (including both STM and ETM) fell 1.3 per cent to \$25.8 billion.
- *Other goods* decreased 44.6 per cent to \$541 million.
- *Services* rose 12.0 per cent to \$9.7 billion.

¹ Unless otherwise stated, all dollar amounts quoted in this publication are measured in Australian dollars and are in current price terms. Goods (merchandise) trade is published on a recorded trade basis, services on balance of payments basis.